



Kernbohrer
Core Drills

EXACT
PRÄZISIONSWERKZEUGE



Produktinformation Product information

Vorteile | Advantages

- | | |
|---|---|
| <ul style="list-style-type: none"> ■ Optimierte Schneidengeometrie
erhöht die Zerspanleistung und verringert die Schnittkräfte ■ U-förmige Geometrie der Auslückung
verbessert die Spanabfuhr und verringert die thermische Belastung des HSS-Kernbohrers, da die entstehende Wärme größtenteils mit dem Span abgeführt wird ■ Spiralförmig verlaufende Führungsfasern
verringern die Reibung zwischen HSS-Kernbohrer und Werkstück ■ Spanwinkel sind für den universellen Einsatz
in verschiedenen Stahlsorten ausgelegt | <ul style="list-style-type: none"> ■ Optimized cutting edge geometry
increased cutting performance and reduce cutting forces ■ U-shaped recesses
improved removal of chips and reduces the thermal load on the HSS core drill as the heat created in cutting is removed with the chips to a very great extent ■ Spiral-shaped guide chamfers
reduction of the friction between HSS core drill and your workpiece ■ Effective cutting angle
designed for universal use in various sorts of steel |
|---|---|



Technische Information | Technical Information

HSS	Kernbohrer HSS	Core Drills HSS
	Material: Hochleistungsschnell-Stahl Anwendung: Für Stahl, Stahlguss, Bunt- und Leichtmetalle	Material: High-speed-steel Application: For steel, cast iron, non-ferrous and light metals
HSS Co5	Kernbohrer HSS Co5 Material: aus kobaltlegiertem Hochleistungsschnell-Stahl mit höherer Wärme- härtebeständigkeit Anwendung: Besonders geeignet für schwer spanbare Materialien: unlegierte und legierte Stähle bis 1.200 N/mm ² , Warm- und Kalt- arbeitsstähle, Vergütungs- und Einsatzstähle	Core Drills HSS Co5 Material: made of cobalt alloyed high-speed-steel with increased heat resistance Application: Especially suitable for materials that are difficult to cut: unalloyed an alloyed steel up to 1.200 N/mm ² , hot and cold-working steel, reinforced and case-hardened steel
HSS TiAIN	Kernbohrer HSS TiAIN Oberflächenhärte: ca. 3.000 HV Temperaturbeständig: bis 900° C Kühlung: Kein Kühlmittel notwendig Anwendung: Besonders geeignet für unlegierte und legierte Stähle bis 1.200 N/mm ² , hochchromlegierte Stähle, wie z.B. V2A und VA, sowie Stahlguß und zähes Messing Vorteile: <ul style="list-style-type: none"> • Hohe themische und chemische Stabilität • Optimale Standzeiten • Höhere Schnittwerte 	Core Drills HSS TiAIN Surface hardness: approx. 3.000 HV Temperature resistant: up to 900° C Cooling: Not necessary Application: Especially suitable for unalloyed an alloyed steel up to 1.200 N/mm ² , high-alloyed chromium steel such as stainless and acidresistant steel, as well as cast iron and brass Advantages: <ul style="list-style-type: none"> • High thermal and chemical stability • Longer tool-life • Better cutting values

Kernbohrer mit Weldonschaft (3/4")

Core Drills with Weldon shank (3/4")

EXACT
PRÄZISIONSWERKZEUGE

Schnitttiefe 30 mm | Cutting depth 30 mm










Technische Information

- HSS / HSS Co5 / HSS TiAIN (Materialinformation: Seite 8)
- CBN geschliffen
- Weldonschaft 19 mm (3/4")
- rechtsschneidend

Technical Information

- HSS / HSS Co5 / HSS TiAIN (Material information: page 8)
- CBN ground
- 19 mm Weldon shank (3/4")
- right hand cutting

						
12,0	19,0	30,0	63,0	33012	33112	33212
13,0	19,0	30,0	63,0	33013	33113	33213
14,0	19,0	30,0	63,0	33014	33114	33214
15,0	19,0	30,0	63,0	33015	33115	33215
16,0	19,0	30,0	63,0	33016	33116	33216
17,0	19,0	30,0	63,0	33017	33117	33217
18,0	19,0	30,0	63,0	33018	33118	33218
19,0	19,0	30,0	63,0	33019	33119	33219
20,0	19,0	30,0	63,0	33020	33120	33220
21,0	19,0	30,0	63,0	33021	33121	33221
22,0	19,0	30,0	63,0	33022	33122	33222
23,0	19,0	30,0	63,0	33023	33123	33223
24,0	19,0	30,0	63,0	33024	33124	33224
25,0	19,0	30,0	63,0	33025	33125	33225
26,0	19,0	30,0	63,0	33026	33126	33226
27,0	19,0	30,0	63,0	33027	33127	33227
28,0	19,0	30,0	63,0	33028	33128	33228
29,0	19,0	30,0	63,0	33029	33129	33229
30,0	19,0	30,0	63,0	33030	33130	33230
31,0	19,0	30,0	63,0	33031	33131	33231
32,0	19,0	30,0	63,0	33032	33132	33232
33,0	19,0	30,0	63,0	33033	33133	33233
34,0	19,0	30,0	63,0	33034	33134	33234
35,0	19,0	30,0	63,0	33035	33135	33235
36,0	19,0	30,0	63,0	33036	33136	33236
37,0	19,0	30,0	63,0	33037	33137	33237
38,0	19,0	30,0	63,0	33038	33138	33238
39,0	19,0	30,0	63,0	33039	33139	33239
40,0	19,0	30,0	63,0	33040	33140	33240
41,0	19,0	30,0	63,0	33041	33141	33241
42,0	19,0	30,0	63,0	33042	33142	33242
43,0	19,0	30,0	63,0	33043	33143	33243
44,0	19,0	30,0	63,0	33044	33144	33244
45,0	19,0	30,0	63,0	33045	33145	33245
46,0	19,0	30,0	63,0	33046	33146	33246
47,0	19,0	30,0	63,0	33047	33147	33247
48,0	19,0	30,0	63,0	33048	33148	33248
49,0	19,0	30,0	63,0	33049	33149	33249
50,0	19,0	30,0	63,0	33050	33150	33250
51,0	19,0	30,0	63,0	33051	33151	33251
52,0	19,0	30,0	63,0	33052	33152	33252
53,0	19,0	30,0	63,0	33053	33153	33253
54,0	19,0	30,0	63,0	33054	33154	33254
55,0	19,0	30,0	63,0	33055	33155	33255
56,0	19,0	30,0	63,0	33056	33156	33256
57,0	19,0	30,0	63,0	33057	33157	33257
58,0	19,0	30,0	63,0	33058	33158	33258
59,0	19,0	30,0	63,0	33059	33159	33259
60,0	19,0	30,0	63,0	33060	33160	33260

Kernbohrer mit Weldonschaft (3/4")

Core Drills with Weldon shank (3/4")

EXACT
PRÄZISIONSWERKZEUGE

Schnitttiefe 55 mm | Cutting depth 55 mm










Technische Information

- HSS / HSS Co5 / HSS TiAIN (Materialinformation: Seite 8)
- CBN geschliffen
- Weldonschaft 19 mm (3/4")
- rechtsschneidend






Technical Information

- HSS / HSS Co5 / HSS TiAIN (Material information: page 8)
- CBN ground
- 19 mm Weldon shank (3/4")
- right hand cutting

						
12,0	19,0	55,0	88,0	39212	39312	39412
13,0	19,0	55,0	88,0	39213	39313	39413
14,0	19,0	55,0	88,0	39214	39314	39414
15,0	19,0	55,0	88,0	39215	39315	39415
16,0	19,0	55,0	88,0	39216	39316	39416
17,0	19,0	55,0	88,0	39217	39317	39417
18,0	19,0	55,0	88,0	39218	39318	39418
19,0	19,0	55,0	88,0	39219	39319	39419
20,0	19,0	55,0	88,0	39220	39320	39420
21,0	19,0	55,0	88,0	39221	39321	39421
22,0	19,0	55,0	88,0	39222	39322	39422
23,0	19,0	55,0	88,0	39223	39323	39423
24,0	19,0	55,0	88,0	39224	39324	39424
25,0	19,0	55,0	88,0	39225	39325	39425
26,0	19,0	55,0	88,0	39226	39326	39426
27,0	19,0	55,0	88,0	39227	39327	39427
28,0	19,0	55,0	88,0	39228	39328	39428
29,0	19,0	55,0	88,0	39229	39329	39429
30,0	19,0	55,0	88,0	39230	39330	39430
31,0	19,0	55,0	88,0	39231	39331	39431
32,0	19,0	55,0	88,0	39232	39332	39432
33,0	19,0	55,0	88,0	39233	39333	39433
34,0	19,0	55,0	88,0	39234	39334	39434
35,0	19,0	55,0	88,0	39235	39335	39435
36,0	19,0	55,0	88,0	39236	39336	39436
37,0	19,0	55,0	88,0	39237	39337	39437
38,0	19,0	55,0	88,0	39238	39338	39438
39,0	19,0	55,0	88,0	39239	39339	39439
40,0	19,0	55,0	88,0	39240	39340	39440
41,0	19,0	55,0	88,0	39241	39341	39441
42,0	19,0	55,0	88,0	39242	39342	39442
43,0	19,0	55,0	88,0	39243	39343	39443
44,0	19,0	55,0	88,0	39244	39344	39444
45,0	19,0	55,0	88,0	39245	39345	39445
46,0	19,0	55,0	88,0	39246	39346	39446
47,0	19,0	55,0	88,0	39247	39347	39447
48,0	19,0	55,0	88,0	39248	39348	39448
49,0	19,0	55,0	88,0	39249	39349	39449
50,0	19,0	55,0	88,0	39250	39350	39450
51,0	19,0	55,0	88,0	39251	39351	39451
52,0	19,0	55,0	88,0	39252	39352	39452
53,0	19,0	55,0	88,0	39253	39353	39453
54,0	19,0	55,0	88,0	39254	39354	39454
55,0	19,0	55,0	88,0	39255	39355	39455
56,0	19,0	55,0	88,0	39256	39356	39456
57,0	19,0	55,0	88,0	39257	39357	39457
58,0	19,0	55,0	88,0	39258	39358	39458
59,0	19,0	55,0	88,0	39259	39359	39459
60,0	19,0	55,0	88,0	39260	39360	39460





Sets 30 mm / 55 mm | Sets 30 mm / 55 mm



					
Ø 12,0 / 14,0 / 16,0 / 18,0 / 20,0 / 22,0 mm	30,0	63,0	33011	33211	
Ø 12,0 / 14,0 / 16,0 / 18,0 / 20,0 / 22,0 mm	55,0	88,0	34011	34211	

Auswerferstift | Ejector Pin



			
6,35	30,0	77,0	33100
6,35	55,0	102,0	34100

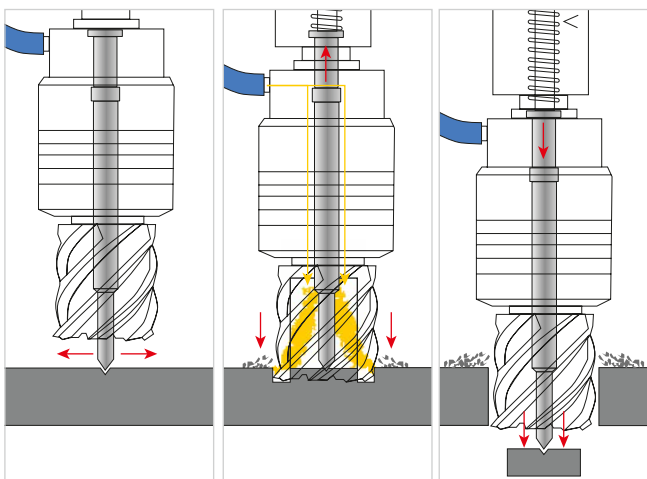
Technische Information

Auswerferstift für Kernbohrer mit Weldonenschaft 3/4"

Technical Information

Ejector pins for core drills with Weldon shank 3/4"

Produktinformation | Product information



Funktion des Auswerferstiftes

Zentrieren:

Der Auswerferstift wird genau auf dem Körner positioniert. Magnet einschalten. Die Maschine und das Werkzeug befinden sich in Bohrposition.

Dosieren:

Mit der automatischen Innenschmierung wird Schneidöl über den Auswerferstift an die Bohrspitze geführt. Genau richtig dosiert.

Auswerfen:

Der mit einer Feder vorgespannte Auswerferstift drückt den Bohrkern in der Endphase der Bohrung aus dem Bohrloch heraus.

Centering:

The ejector pin is placed exactly on the centre punch. Switching on magnet. The machine and the tool are into drilling position.

Dosing:

With the automatic inside lubrication cutting oil is led to the boring tool about the ejector pin. Measured out absolutely correct.

Ejecting:

The ejector pin prestressed with a feather pushes the drill core out of the drill hole in the final stages of the drilling.